

Community Meeting #1 Innovation in Instruction

January 26, 2010

Christina Plan for Excellence 2010-2013`



The Timeline

- The Strategic Planning Process will take four months and will address four major topics:
 - **Excellence and Equity**
 - **Learning Environment**
 - **Innovation and Instruction**
 - **Strengthening Partnerships**

- We will engage the community through surveys, meetings, newsletters, email, phone calls, and social networking tools

Topic 1: Excellence and Equity

Community Meetings on Topic 1:

Excellence and Equity: Accelerating Student Achievement

- **Review data, current programs, professional development, parent engagement, and priorities and goals**

Over 60 people attended the first two Strategic Planning meetings on Topic 1

Members of the community

Students

Members of the Christina Board of Education

Elected Officials

Christina staff

Topic 1: Excellence and Equity

Priority 1 College and Career Ready Students

Objective 1 Rigorous and Aligned Standards

Objective 2 Innovation in Instruction

Objective 3 Using Assessments and Data

Priority 2 Engaged and Effective Educators

Objective 1 Improve Teacher Effectiveness

Objective 2 Align Professional Development

Priority 3 Strong Beginnings

Objective 1 Birth - PreK

Objective 2 Kindergarten - 2nd Grade

Priority 4 Successful High Needs Schools

Objective 1 Focus on Improved Achievement

Objective 2 Equitable Distribution of Effective Teachers and Principals

Topic 2: Learning Environment

Community Meetings on Topic 2: **Learning Environment:**

- **Review data, current programs, professional development, set priorities and developed activities**

Over 60 people attended the meetings on Learning Environment including:

Members of the community

Students

Members of the Christina Board of Education

Christina staff

Topic 2: Learning Environment

Priorities synthesized from Community and Team Input:

- *Welcoming Schools*
 - **Respect - All Staff – All Students**
 - **Positive Attitudes and Culture**
 - **Parental Engagement**
- *Safety and Security*
 - **Emotional security Physical Security**
 - **Assisting students to be able to learn when they reach school**
 - **Anti Bullying**
- *Teacher Effectiveness and Engagement*
 - **Classroom Management**
 - **Class size**
 - **Materials and Resources**
- *Quality Teaching Staff*
 - **Recruit**
 - **Retain and train**
- *Expanded Opportunities for extra-curricular activities for all students*
- *Expanded Options for Educational Opportunities beyond the Comprehensive Secondary*

Topic 2: Learning Environment

Priority 1 Support a Culture for Learning

Objective 1 Improve Classroom Environments

Priority 2 Welcoming Schools

Objective 1 Celebrate Diversity

Objective 2 Positive Attitudes and Respect

Priority 3 Supporting Whole Student Growth

Objective 1 Comprehensive Student Services

Objective 2 Extra Curricular Activities

Priority 4 Expanded Opportunities for Non Traditional Learner

Objective 1 Expand Opportunities for students outside the Comprehensive Secondary Schools

Priority 5 Safety and Security

Objective 1 Adequate Facilities

Topic 3: Innovation and Instruction

January 26, 2010 Smith Elementary, 7:00 p.m.

Community Meeting on Topic 3:

Innovation in Instruction: Preparing students and schools for the 21st Century

- Review data, current programs, professional development, parent engagement, and priorities and goals

February 2, 2010 Shue Medill Middle School, 7:00 p.m.

Community Meeting on Topic 3:

Innovation in Instruction: Preparing students and schools for the 21st Century

- Review Goals and Priorities discussed at the last meeting, develop action strategies, determine funding needs, determine how we will evaluate progress

Topic 4: Strengthening Partnerships

February 16, 2010 Bancroft Elementary, 7:00 p.m.

Community Meeting on Topic 4:

Strengthening Partnerships: Welcoming Parents and the Community as Partners

- Review data, current programs, professional development, parent engagement, and priorities and goals

February 23, 2010 Keene Elementary, 7:00 p.m.

Community Meeting on Topic 4:

Strengthening Partnerships: Welcoming Parents and the Community as Partners

- Review Goals and Priorities discussed at the last meeting, develop action strategies, determine funding needs, determine how we will evaluate progress

Additional Meetings

January 28 , 2010 Gauger Cobbs Meet with Departmental Chairs
Review Strategic Plan Process and gather input on Priorities

February 27, 2010 Eden Support Center 10 am – 12 pm Sum it Up Saturday
**Review Feedback gathered on Topic 3 Innovations in Instruction
and Topic 4 Strengthening Partnerships**

Student Focus Groups – Wilmington University

January 26, 2010 Middle School Students

January 28, 2010 High School Students

**Students selected randomly from each of the secondary schools will meet to talk
about priorities from the student perspective.**

Presenting the Plan

March 2 , 2010

Review Draft Strategic Plan – Christina Plan for Excellence 2010-2013

March 9, 2010

Board of Education Meeting

Present Christina Plan for Excellence to the Christina Board of Education

Christina Plan for Excellence 2010-2013

Who are We?

Christina School District in the 21st Century

■ Enrollment

2004/2005	19417 students
2009/2010	16980 students

■ \$ Expended per Student SY08/09

Christina	\$ 10,978
Brandywine	\$ 13,508
Red Clay	\$ 10,236
Colonial	\$ 9,787
NCCo VoTech	\$ 16,512

■ Student Demographics

	2004/2005	2009/2010
African American	40%	43%
White	45%	37%
Hispanic	11%	14.5%
Free and Reduced Lunch		55.5% (2009/2010)

Who Are We?

Christina School District in the 21st Century

■ **Market Share of Enrollment 2009/2010**

- Public - CSD 16980 students
- Non Public living in CSD 4866 students
- Charter living in CSD(2008) 2952 students

■ **Our Staff**

95% of our classes
are taught by
Highly Qualified
teachers

Administrators/Principals/APs	86
Professional Staff	22
Bus Drivers & Aides	278
Custodial Chiefs & Staff	193
Food Services Managers & Staff	193
Para Educators	321
Secretaries	93
<u>Teachers</u>	<u>1437</u>
Total	2623

Topic 3: Innovation in Instruction



21st Century Schools 21st Century Classrooms

WHAT ARE WE DOING TO GET THERE

Current Practices

Computers In Our Traditional Schools

Elementary Schools(18)

- 2502 Student Computers in Classrooms, Labs, and Libraries – 3 Computers for every 10 students
- 332 for staff
- **2852 Total**

Middle Schools(4)

- 1238 Student computers in Classrooms, Labs, and Libraries – 1 computer for every 3 students
- 53 for staff
- **1291 Total**

High Schools(3)

- 1482 Student Computers in Classrooms, Labs, and Libraries - 2 Computers for every 5 students
- 97 for staff
- **1507 Total**

Topic 3: Innovation in Instruction



21st Century Schools 21st Century Classrooms

WHAT ARE WE DOING TO GET THERE

Current Practices

Technology in Our District

Technology related staffing

Smart Boards and Digital Projectors

Instructional Tech Teachers	9
Teachers as Tech Coordinators	29
Instructional Tech Coaches	3
Technology Department Staffing	
Admin/Secretarial	2
Network/Infrastructure	2
E-School/Application support	2
Database/Reporting	2
Technology Instruction	1
Desktop/Repair	3
Web Master	1
Total Staff related to Technology	54

Smart Boards Projectors

Elementary Schools	36	120
Middle Schools	49	84
High Schools	11	91
Special Schools	15	26

Topic 3: Innovation in Instruction



21st Century Schools 21st Century Classrooms

WHAT ARE WE DOING TO GET THERE

Current Practices

Technology in Our District

Level of Technology Implementation (LoTI)


- Survey for staff
- Measures Personal Computer Use, Current level of Instructional Practice, and generates a factor which is reported to the State and Federal governments.
 - Delaware requires that Districts perform at LoTI Level 3 or higher
- Gathers data on Professional Development Needs
- 2008 / 2009 833 of Christina's educators took the LoTI survey

Topic 3: Innovation in Instruction




21st Century Schools 21st Century Classrooms

WHAT ARE WE DOING TO GET THERE




Level 0 - Non-use

"Are cobwebs forming around your classroom computers?"




Level 2 – Exploration

"Is the focus more on computer use or on the critical content?"



Level 3 – Infusion

"Is higher order thinking and problem solving linked to critical content the focus of computer use?"



Level 5 - Expansion

"Are you ready to advance into uncharted areas of powerful teaching strategies linked to advanced technology use?"

2008/2009 CSD LoTI Data

LoTI 0	LoTI 1	LoTI 2	LoTI 3	LoTI 4a	LoTI 4b	LoTI 5	LoTI 6
71	265	352	63	44	30	2	6

Topic 3: Innovation in Instruction



21st Century Schools 21st Century Classrooms

WHAT ARE WE DOING TO GET THERE

Current Practices

Current Career Pathways in Christina Schools

Design and Technology Pathways

Drafting and Design I, II, and III

Construction and Manufacturing Systems I, II, and III

Graphic Design and Production I, II, and III

Material Science I and II

Automotive Technology I, II, and III

Family and Consumer Sciences Pathways

Food Preparation and Production

Advanced Food Preparation and Production

Culinary Professionals

Jobs for Delaware Graduates Pathways

JDG 9, 10, 11, and 12

Performing Arts Pathways

Marching Band

Band/Wind Instruments

Percussion Ensemble

Steel Band

Mixed Chorus

Visual Arts Pathways

Art Fundamentals

2-D Design I and II

Advanced Placement Studio Art 2—D

3-D Design I and II

Advanced Placement Studio Art 3-D

Advanced Placement Art History

Topic 3: Innovation in Instruction



21st Century Schools 21st Century Classrooms

WHAT ARE WE DOING TO GET THERE

Current Practices

Current Career Pathways in Christina Schools

Vocational Cluster	BMS	GMS	KMS	SMMS	CHS	GHS	NHS
Agriculture, Food & Nat		X			X	X	X
Business Mgmt	X	X	X	X	X	X	X
Human Services (consumer science)	X	X		X			X
Science, Tech and Eng		X	X	X		X	X
Career & Tech Exploration				X	X	X	X
Marketing, Sales & Service					X	X	X
Career (JDG)					X	X	X

Topic 3: Innovation in Instruction



21st Century Schools 21st Century Classrooms

WHAT ARE WE DOING TO GET THERE

Current Practices

Graduation Requirements

State/District	DOE		Christina		Appoquinimink	Brandywine	Colonial SD			NCC Vo-Tech	Red Clay Consolidated SD			
School Name			Christiana, Glasgow, Newark		Appoquinimink, Middletown	Brandywine, Concord, Mt. Pleasant	William Penn			Delcastle, Hodgson, Howard, St. Georges	Al duPont, Cab Calloway, Dickinson, McKean			Charter School of Wilmington
Current & Class of	Current	2011+	Current	2011+		Current	2010	2011	2013+	NCC Vo-Tech	2010	2012	2013+	Current
English Language Arts	4.0	4.0	4.0	4.0	4.0	4.0	4.0	4.0	4.0	4.0	4.0	4.0	4.0	4.0
Mathematics	3.0	4.0	4.0	4.0	4.0	3.0	3.0	4.0	4.0	3.0 or 4.0 *	3.0	4.0	4.0	4.0
Science	3.0	3.0	3.0	3.0	3.0	3.0	3.0	3.0	3.0	3.0 or 4.0 *	3.0	3.0	3.0	4.5
Social Studies	3.0	3.0	3.0	3.0	4.0	3.0	3.0	3.0	3.0	3.0	4.0	4.0	4.0	3.0
Add'l Science or Social			1.0	1.0										
Physical Education	1.0	1.0	1.0	1.0	1.0	1.0	1.0	1.0	1.0	1.0	1.0	1.0	1.0	1.0
Health	0.5	0.5	0.5	0.5	0.5	0.5	0.5	0.5	0.5	0.5	0.5	0.5	0.5	0.5
Computer Literacy	1.0		1.0			1.0	1.0			1.0	1.0			
Career Pathway / Program	3.0	3.0	3.0	3.0	3.0	3.0	3.0	3.0	3.0	10.0	3.0	3.0	3.0	
World/Foreign Language			1.0	1.0					2.0		2.0	2.0	2.0	2.0
Elective Courses	3.5	3.5	4.5	5.5	3.5	3.5	3.5	3.5	3.5		2.5	2.5	2.5	3.5
Senior Project					Yes					1.0 (Hodgson Only)				.5 (Optional)
Computer Science														0.5
Math/Science/Computer														1.0
TOTAL	22.0	22.0	26.0	26.0	23.0	22.0	22.0	22.0	24.0	25.5 - 27.5	24.0	24.0	24.0	24.0

Topic 3: Innovation in Instruction



21st Century Schools 21st Century Classrooms

WHAT HAVE BEEN OUR RESULTS

Graduation Rates 2008

Delaware 82.3%

Delaware Accountability Graduation Rate (NCLB) This rate takes the Delaware Graduation Rate NCES and includes students who transfer to an adult education program as a “drop-out”.

Christina 71.2%

Class of 2008 had 698 graduates

Graduation Rate for Christina students

African American
65.4%

Hispanic
58.2%

White
78.1%

Graduation Rate for Low Income students ~55% for Special Ed ~ 43%

Topic 3: Innovation in Instruction



21st Century Schools 21st Century Classrooms

WHAT HAVE BEEN OUR RESULTS

Other Current Indicators

Drop Out Rates 2007 - 2008

Delaware 5.6%

New Castle County 5.8%

Christina 10.62%

2007 – 2008 470 students grades 9 – 12

Drop out rates for Christina students

**African American
12.65%**

**Hispanic
14.8%**

**White
8.6%**

Topic 3: Innovation in Instruction



21st Century Schools 21st Century Classrooms

WHAT HAVE BEEN OUR RESULTS

Other Current Indicators

Outward Migration via School Choice

2008 - 2009 830 students choiced out of Christina to neighboring School Districts

225 selected Cab Calloway School of the Arts

80 selected Conrad Schools of Science

187 were 6th and 7th graders.

In May of 2008, 382 8th graders left Christina to attend VoTech

Migration in via School Choice

2008 – 2009 248 students choiced into Christina from other public schools.

135 were from Colonial

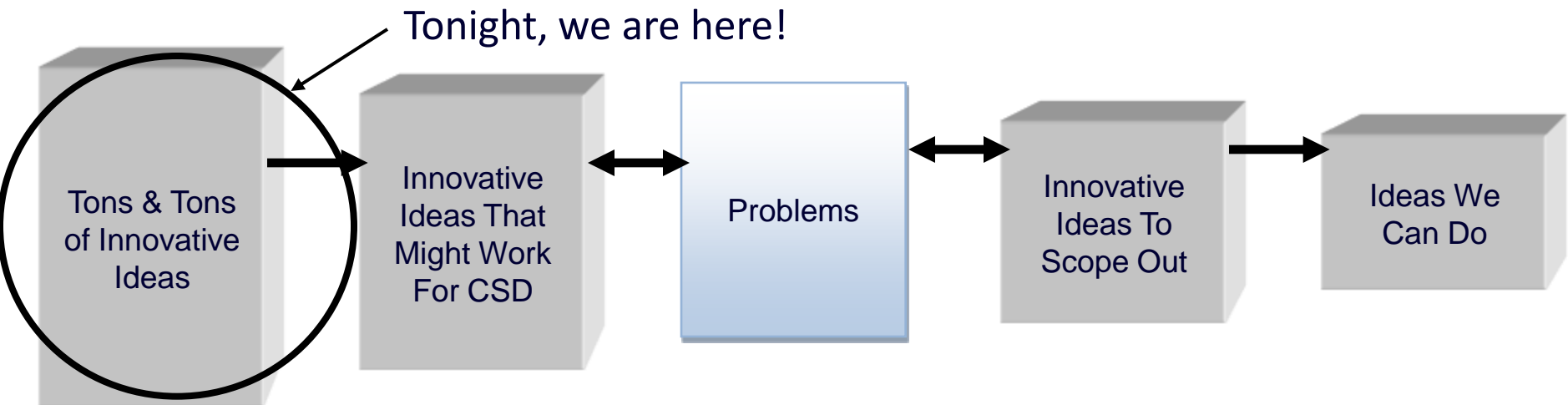
171 were in grades K - 5

Topic 3: Innovation in Instruction



21st Century Schools 21st Century Classrooms

Input time! No idea is too crazy or far out!



Topic 3: Innovation in Instruction



21st Century Schools 21st Century Classrooms

Input time! No idea is too crazy or far out!

Please share. Also, please provide any additional information you have regarding your suggestions (website links, places where this is being done, research you have seen to support the success, etc.)

1. What programs, initiatives or teaching methods are you aware of that you feel would be beneficial to students in the Christina School District?

2. What other information can you provide about your idea(s)?

Thank you!! Next Meeting

February 2, 2010 Shue Medill Middle School, 7:00 p.m.
Community Meeting on Innovation in Instruction:

Christina Plan for Excellence 2010-2013

