

# Community Meeting #1      Learning Environment

## January 5, 2010

### Christina Plan for Excellence 2010-2013

---



# The Timeline

---

- The Strategic Planning Process will take four months and will address four major topics:
  - **Excellence and Equity**
  - **Learning Environment**
  - **Innovation and Instruction**
  - **Strengthening Partnerships**
  
- We will engage the community through surveys, meetings, newsletters, email, phone calls, and social networking tools

# Topic 1: Excellence and Equity

---

## **Community Meetings on Topic 1:**

### **Excellence and Equity: Accelerating Student Achievement**

- **Review data, current programs, professional development, parent engagement, and priorities and goals**

**Over 60 people attended the first two Strategic Planning meetings on Topic 1**

*Members of the community*

*Students*

*Members of the Christina Board of Education*

*Elected Officials*

*Christina staff*

# Topic 2: Learning Environment

---

*January 5, 2010 Brader Elementary, 7:00 p.m.*

**Community Meeting on Topic 2:**

**Learning Environment: Creating positive school environments**

- Review data, current programs, professional development, parent engagement, and priorities and goals

*January 19 , 2010 Christiana High School, 7:00 p.m.*

**Community Meeting on Topic 2:**

**Learning Environment: Creating positive school environments**

- Review Goals and Priorities discussed at the last meeting, develop action strategies, determine funding needs, determine how we will evaluate progress

# Topic 3: Innovation and Instruction

---

*January 27, 2010 Smith Elementary, 7:00 p.m.*

**Community Meeting on Topic 3:**

**Innovation in Instruction: Preparing students and schools for the 21st Century**

- Review data, current programs, professional development, parent engagement, and priorities and goals

*February 2, 2010 Shue Medill Middle School, 7:00 p.m.*

**Community Meeting on Topic 3:**

**Innovation in Instruction: Preparing students and schools for the 21st Century**

- Review Goals and Priorities discussed at the last meeting, develop action strategies, determine funding needs, determine how we will evaluate progress

# Topic 4: Strengthening Partnerships

---

*February 16, 2010 Bancroft Elementary, 7:00 p.m.*

**Community Meeting on Topic 4:**

**Strengthening Partnerships: Welcoming Parents and the Community as Partners**

- Review data, current programs, professional development, parent engagement, and priorities and goals

*February 23, 2010 Keene Elementary, 7:00 p.m.*

**Community Meeting on Topic 4:**

**Strengthening Partnerships: Welcoming Parents and the Community as Partners**

- Review Goals and Priorities discussed at the last meeting, develop action strategies, determine funding needs, determine how we will evaluate progress

# Presenting the Plan

---

*March 2 , 2010*

**Review Draft Strategic Plan – Christina Plan for Excellence 2010-2013**

*March 9, 2010*

*Board of Education Meeting*

**Present Christina Plan for Excellence to the Christina Board of Education**

# Christina Plan for Excellence 2010-2013

## Who are We?

---

### Christina School District in the 21<sup>st</sup> Century

#### ■ Enrollment

|           |                |
|-----------|----------------|
| 2004/2005 | 19417 students |
| 2009/2010 | 16980 students |

#### ■ \$ Expended per Student SY08/09

|             |           |
|-------------|-----------|
| Christina   | \$ 10,978 |
| Brandywine  | \$ 13,508 |
| Red Clay    | \$ 10,236 |
| Colonial    | \$ 9,787  |
| NCCo VoTech | \$ 16,512 |

#### ■ Student Demographics

|                        | 2004/2005 | 2009/2010  |
|------------------------|-----------|------------|
| African American       | 40%       | 43%        |
| White                  | 45%       | 37%        |
| Hispanic               | 11%       | 14.5%      |
| Free and Reduced Lunch |           | 55% (2008) |

# Who Are We?

---

## Christina School District in the 21<sup>st</sup> Century

### ■ **Market Share of Enrollment 2009/2010**

- Public - CSD 16980 students
- Non Public living in CSD 4866 students
- Charter living in CSD(2008) 2952 students

### ■ **Our Staff**

95% of our classes  
are taught by  
Highly Qualified  
teachers

|   |                    |
|---|--------------------|
| <b>Administrators/Principals/APs</b>      | <b>86</b>          |
| <b>Professional Staff</b>                 | <b>22</b>          |
| <b>Bus Drivers &amp; Aides</b>            | <b>278</b>         |
| <b>Custodial Chiefs &amp; Staff</b>       | <b>193</b>         |
| <b>Food Services Managers &amp; Staff</b> | <b>193</b>         |
| <b>Para Educators</b>                     | <b>321</b>         |
| <b>Secretaries</b>                        | <b>93</b>          |
| <b><u>Teachers</u></b>                    | <b><u>1437</u></b> |
| <b>Total</b>                              | <b>2623</b>        |

# Topic 2: Learning Environment

## Creating Positive School Environments

---

### WHAT ARE WE DOING TO GET THERE

### Current Practices

How do we define a Positive Learning Environment in Christina?

- Emotional and Social Wellness of students
- Rapport and Respect among staff, students and parents
- Culture for Learning in all classrooms
- Opportunities for the Future for all students
- Well rounded experiences for all students
- Students and Teachers engaged in learning
- Well managed Classrooms
- Adequate Facilities

# Topic 2: Learning Environment

## Creating Positive School Environments

---

### WHAT ARE WE DOING TO GET THERE

### Current Practices

#### **Student Governments**

**In all of the High Schools and Middle Schools**

**In many of the elementary schools**

#### **Wellness Centers in each High School**

#### **Parent Resource Centers**

**In 8 schools with one more coming**

#### **Supplemental Services**

**Behavior interventionists**

**Clinical and Family Counseling**

#### **Student Resource Officers (SROs) in each Secondary School**

#### **In-School-Alternative Programs**

**Only District with a true program in place**

#### **Positive Programs for encouraging appropriate behavior**

**AVID**

**PBS**

# Topic 2: Learning Environment

## Creating Positive School Environments

---

### WHAT ARE WE DOING TO GET THERE

### Current Practices

#### **Extra curricular Activities – Middle Schools**

**Intramurals (basketball, Fitness)**

**Art Club**

**Business Professionals of America**

**Technology Student Association**

**FFA**

**FCLA**

**Student Council**

**National Junior Honor Society**

**Best Buddies**

**Girl Scouts**

**Peer Mediation**

**Math League**

**Stepping Club**

**Cosmetology**

**Dance Club**

**BPA**

**Homework Club**

**Technology Offerings**

**Track Club**

**Achievement Matters**

**Afterschool Program**

**Cooking/Nutrient**

**Drum line**

**Cheerleading**

**Board Games**

# Topic 2: Learning Environment

## Creating Positive School Environments

---

### WHAT ARE WE DOING TO GET THERE

### Current Practices

#### Extra curricular Activities –High Schools

**Ag Sciences**

**Drama Club**

**Business Professionals of America**

**Language Clubs**

**FFA**

**Chorus and Marching Bands**

**Inter scholastic Sports Teams**

**National Honor Society**

**Junior ROTCs**

**Math League**

**Stepping Club**

**Dance Clubs**

**Technology Student Assoc.**

**Craft Clubs**

**Cheerleading**

**Board Games**

**Family Career and Community Leaders**

**Newark Nature Society**

**DECA**

**Yearbook**

# Topic 2: Learning Environment

## Creating Positive School Environments

### WHAT ARE WE DOING TO GET THERE

### Current Practices

#### Guidance Counselors

**Bayard Middle School – 2**      **Glasgow High School -3**  
**Kirk Middle School-1**      **Christiana High School -3**  
**Gauger Middle School-2**      **Newark High School -5**  
**Shue Middle School -2**

#### Child Nutrition Services

**Universal Breakfast program at 16 schools**  
**Enhance healthy choices**  
**Refresh menus with best sellers/student favorites**  
**Expand traditional snack menu to include grab-n-go meals**  
**Implemented hot express lines in secondary schools**  
**Inventive Promotion Ideas to increase participation in secondary schools**  
**milk in plastic containers vs. cartons, signage in secondary schools**  
**Improved Dining Environments**

# Topic 2: Learning Environment

## Creating Positive School Environments

---

### WHAT ARE WE DOING TO GET THERE

### Current Practices

#### Facilities

**Christina occupies 2.8 Million Square feet**  
**1298 classrooms/ educational spaces**  
**500 acres of property**  
**40 Buildings**

#### Budget for Maintenance and Operations

**FY2010**

**\$575,00 local operating funds**  
**\$1.6 M Minor Capital Improvements**  
**Total – \$2,175,00 M**

**FY2004**

**\$ 1.8M local operating funds**  
**\$ 1.8 M Minor Capital Improvements**  
**Total – \$3.6 M**

# Topic 2: Learning Environment

## Creating Positive School Environments

---

### WHAT ARE WE DOING TO GET THERE

### Current Practices

#### Facilities

**Construction 2003 - 2010**

**2002 and 2007 Referenda provided Major Capital Improvements Funds**

**The following has been completed with State and Local funds:**

|   |                |
|---|----------------|
| <b>9 Elementary School Renovations</b>                    | <b>\$ 66 M</b> |
| <b>1 Middle School Conversion - Bayard</b>                | <b>\$ 6 M</b>  |
| <b>8 HVAC projects(All schools have Air Conditioning)</b> | <b>\$ 39 M</b> |
| <b>1 New School - Porter Road</b>                         | <b>\$ 29 M</b> |

**One State Project was completed**

|  |               |
|--|---------------|
| <b>1 Major Addition – Brennen School</b> | <b>\$ 6 M</b> |
|--|---------------|

**One State Project in Construction – to be Completed in 2011**

|   |                |
|---|----------------|
| <b>New Delaware School for the Deaf</b> | <b>\$ 45 M</b> |
|---|----------------|

# Topic 2: Learning Environment

## Creating Positive School Environments

---

### WHAT HAVE BEEN OUR RESULTS

#### Delaware School Climate Survey

**Conducted by the University of Delaware**

**Parents, students, and teachers in Christina feel positively about their schools at about the same rate as parents students and teachers in other districts across the State.**

**Especially true in Elementary Schools**

**Slightly lower in the Secondary Schools across all groups**

#### My Perspective Survey

**86 % of elementary students who replied to the survey felt that students were engaged in School**

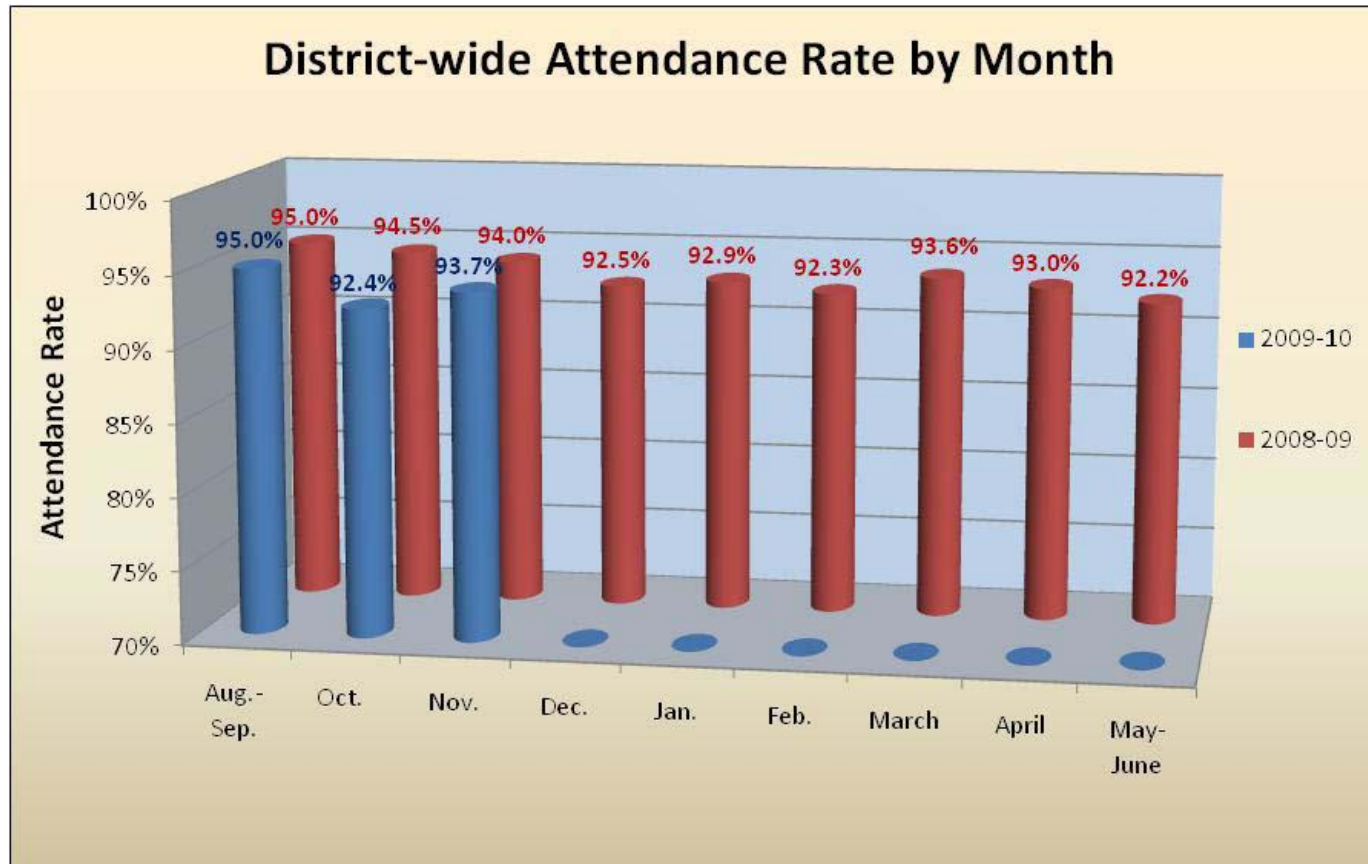
**57.5% of secondary school students felt that students were engaged in School**

**77% of Staff overall indicated that they felt students were engaged in School**

# Topic 2: Learning Environment

## Creating Positive School Environments

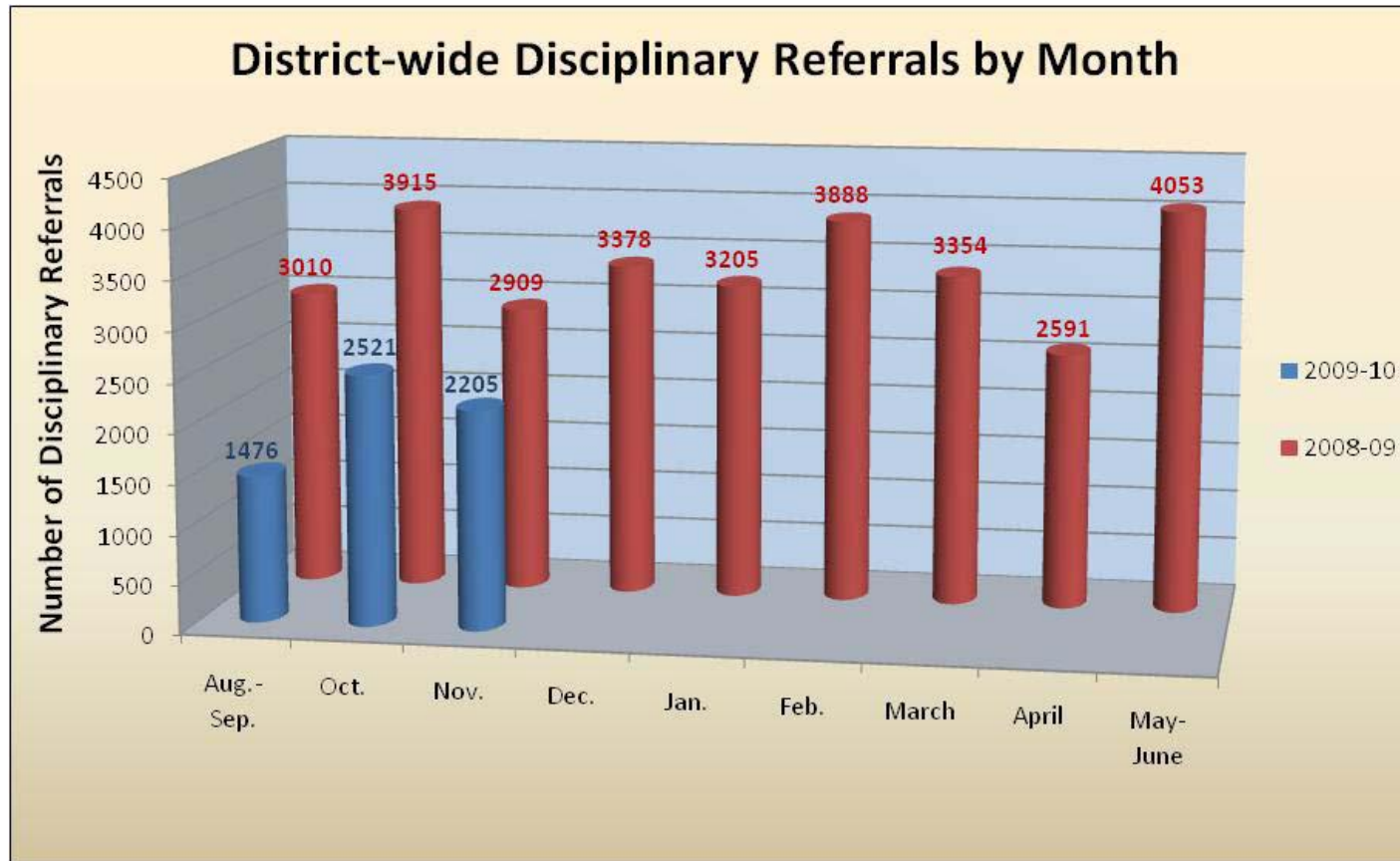
### WHAT HAVE BEEN OUR RESULTS



# Topic 2: Learning Environment

## Creating Positive School Environments

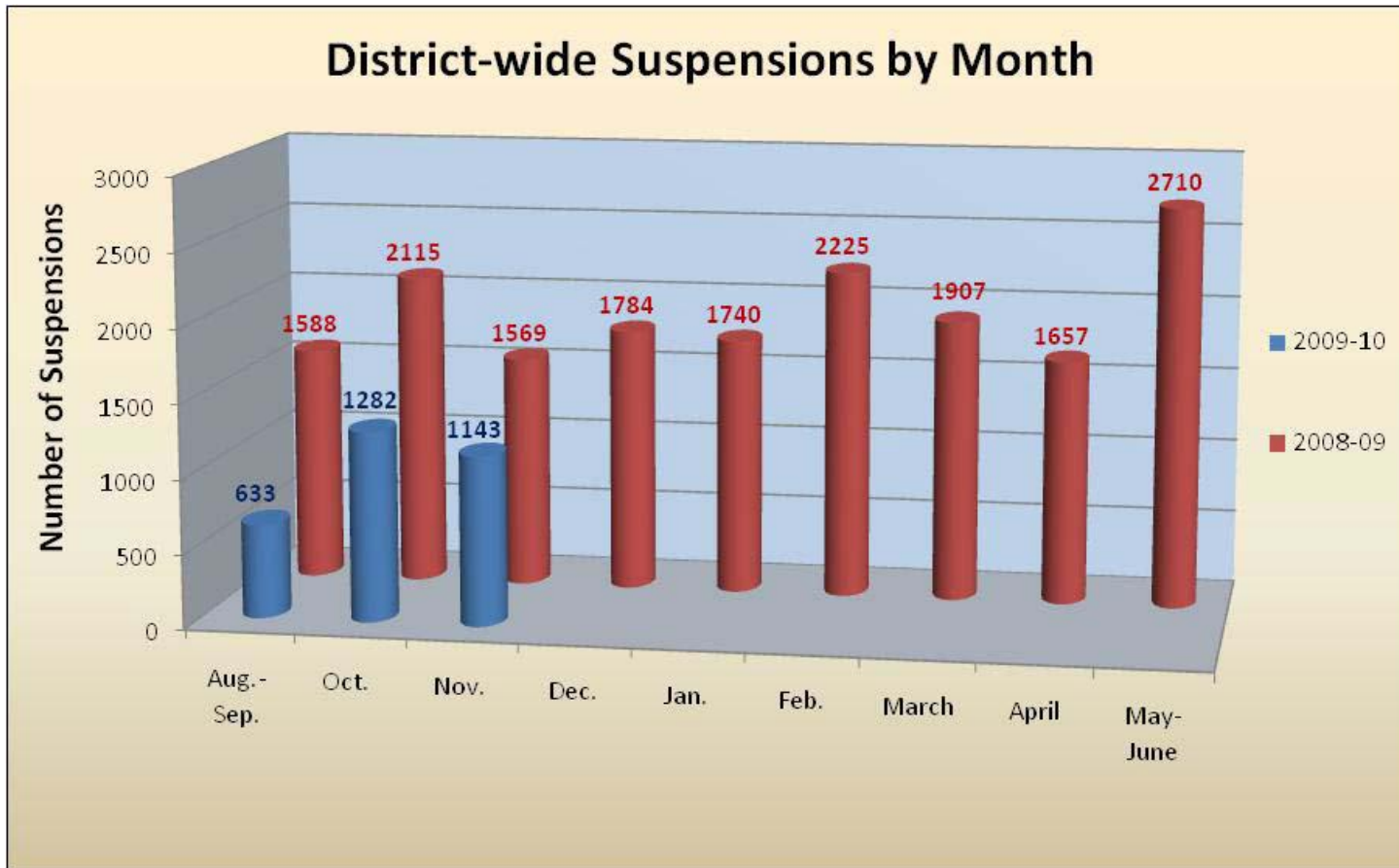
### WHAT HAVE BEEN OUR RESULTS



# Topic 2: Learning Environment

## Creating Positive School Environments

### WHAT HAVE BEEN OUR RESULTS



# Topic 2: Learning Environment

## Creating Positive School Environments

---

### WHAT HAVE BEEN OUR RESULTS

#### Other Current Indicators

### Graduation Rates 2008

**Delaware 82.3%**

**Delaware Accountability Graduation Rate (NCLB)** This rate takes the Delaware Graduation Rate NCES and includes students who transfer to an adult education program as a “drop-out”.

**Christina 71.2%**

**Class of 2008 had 698 graduates**

#### Graduation Rate for Christina students

**African American**  
**65.4%**

**Hispanic**  
**58.2%**

**White**  
**78.1%**

**Graduation Rate for Low Income students ~55% for Special Ed ~ 43%**

# Topic 2: Learning Environment

## Creating Positive School Environments

---

### WHAT HAVE BEEN OUR RESULTS

#### Other Current Indicators

**Drop Out Rates      2007 - 2008**

**Delaware              5.6%**

**New Castle County   5.8%**

**Christina              10.62%**

**2007 – 2008      470 students grades 9 – 12**

#### Drop out rates for Christina students

**African American**  
**12.65%**

**Hispanic**  
**14.8%**

**White**  
**8.6%**

# Topic 2: Learning Environment

## Creating Positive School Environments

---

### WHAT HAVE BEEN OUR RESULTS

#### Other Current Indicators

### Outward Migration via School Choice

**2008 - 2009** 830 students choiced out of Christina to neighboring School Districts

**225** selected Cab Calloway School of the Arts

**80** selected Conrad Schools of Science

**187** were 6<sup>th</sup> and 7<sup>th</sup> graders.

**In May of 2008, 382 8<sup>th</sup> graders left Christina to attend VoTech**

### Migration in via School Choice

**2008 – 2009** 248 students choiced into Christina from other public schools.

**135** were from Colonial

**171** were in grades K - 5

# Topic 2: Learning Environment

## Creating Positive School Environments

---

**Three areas to consider when thinking about Learning Environment for All Learners--  
Pre-K – 12<sup>th</sup> Grade**

- Environment of Respect and Rapport
- Culture for Learning
- Resources that support the Learning Environment

### **Three Essential Questions:**

What should “Learning Environment” look like *Everyday, for Every Child, in Every Class* in three years in CSD? (*Keep in mind the three focus areas: Environment of Respect and Rapport, Culture for Learning, and Resources that support the Learning Environment*).

What things are currently working in CSD? (*Keep in mind the three focus areas: Environment of Respect and Rapport, Culture for Learning, and Resources that support the Learning Environment*).

What things need to be improved to ensure “Learning Environment”?

# Thank you!! Next Meeting

*January 19 , 2010 Christiana High School, 7:00 p.m.*  
**Community Meeting on Topic 2:**

## Christina Plan for Excellence 2010-2013

---

