

Community Meeting #2 Excellence and Equity

December 15, 2009

Christina Plan for Excellence 2010-2013



The Timeline

- The Strategic Planning Process will take four months and will address four major topics:
 - **Excellence and Equity**
 - **Learning Environment**
 - **Innovation and Instruction**
 - **Strengthening Partnerships**

- We will engage the community through surveys, meetings, newsletters, email, phone calls, and social networking tools

Topic 1: Excellence and Equity

December 1, 2009 Newark High School 7 PM

Community Meeting on Topic 1:

Excellence and Equity: Accelerating Student Achievement

- Review data, current programs, professional development, parent engagement, and priorities and goals

52 people attended the first Strategic Planning meeting at Newark High School

30 Members of the community

6 Students

2 Members of the Christina Board of Education

2 Elected Officials

22 Members of the Christina staff

Topic 2: Learning Environment

January 5, 2010 Brader Elementary, 7:00 p.m.

Community Meeting on Topic 2:

Learning Environment: Creating positive school environments

- Review data, current programs, professional development, parent engagement, and priorities and goals

January 19 , 2010 Christiana High School, 7:00 p.m.

Community Meeting on Topic 2:

Learning Environment: Creating positive school environments

- Review Goals and Priorities discussed at the last meeting, develop action strategies, determine funding needs, determine how we will evaluate progress

Topic 3: Innovation and Instruction

January 27, 2010 Smith Elementary, 7:00 p.m.

Community Meeting on Topic 3:

Innovation in Instruction: Preparing students and schools for the 21st Century

- Review data, current programs, professional development, parent engagement, and priorities and goals

February 2, 2010 Shue Medill Middle School, 7:00 p.m.

Community Meeting on Topic 3:

Innovation in Instruction: Preparing students and schools for the 21st Century

- Review Goals and Priorities discussed at the last meeting, develop action strategies, determine funding needs, determine how we will evaluate progress

Topic 4: Strengthening Partnerships

February 16, 2010 Bancroft Elementary, 7:00 p.m.

Community Meeting on Topic 4:

Strengthening Partnerships: Welcoming Parents and the Community as Partners

- Review data, current programs, professional development, parent engagement, and priorities and goals

February 23, 2010 Keene Elementary, 7:00 p.m.

Community Meeting on Topic 4:

Strengthening Partnerships: Welcoming Parents and the Community as Partners

- Review Goals and Priorities discussed at the last meeting, develop action strategies, determine funding needs, determine how we will evaluate progress

Presenting the Plan

March 2 , 2010

Review Draft Strategic Plan – Christina Plan for Excellence 2010-2013

March 9, 2010

Board of Education Meeting

Present Christina Plan for Excellence to the Christina Board of Education

Who Are We?

Christina School District in the 21st Century

■ Enrollment

2004/2005	19417 students
2009/2010	16980 students

■ \$ Expended per Student SY08/09

Christina	\$ 10,978
Brandywine	\$ 13,508
Red Clay	\$ 10,236
Colonial	\$ 9,787
NCCo VoTech	\$ 16,512

■ Student Demographics

	2004/2005	2009/2010
African American	40%	43%
White	45%	37%
Hispanic	11%	14.5%
Free and Reduced Lunch		55% (2008)

Who Are We?

Christina School District in the 21st Century

■ **Market Share of Enrollment 2009/2010**

- Public - CSD 16980 students
- Non Public living in CSD 4866 students
- Charter living in CSD(2008) 2952 students

■ **Our Staff**

95% of our classes
are taught by
Highly Qualified
teachers

Administrators/Principals/APs	86
Professional Staff	22
Bus Drivers & Aides	278
Custodial Chiefs & Staff	193
Food Services Managers & Staff	193
Para Educators	321
Secretaries	93
<u>Teachers</u>	<u>1437</u>
Total	2623

Topic 1: Excellence and Equity

Accelerating Student Achievement

WHAT ARE WE DOING TO GET THERE

Current Practices

Level	ELA	Math	Social Studies	Science
Elementary	<ul style="list-style-type: none"> •Houghton Mifflin/HMH •HM Leveled Readers and Phonics •Wm & Mary Gifted Education Language Arts Materials •SOAR •READ 180 •Reading First (K-3 structure/ strategies) •Reading Assist •Foundations (Literacy intervention) •Targeted Instruction 	<ul style="list-style-type: none"> •Trailblazers •TERC •Triumphs (Math Intervention) •First in Math •M³ (Mentoring Mathematical Minds) 	<ul style="list-style-type: none"> •Harcourt Brace •Junior Achievement Program 	<ul style="list-style-type: none"> •Smithsonian Science Kits •Ashland Nature Center
Secondary	<ul style="list-style-type: none"> •McDougal Littel •Novels •READ 180 (Reading intervention) •System 44 (Reading intervention) •SOAR (6-8) •Tutor Systems 	<ul style="list-style-type: none"> •Connected Mathematics Project •Carnegie Integrated Mathematics •Calculus •Statistics •Tutor Systems •Bridges to Algebra 	<ul style="list-style-type: none"> •McDougal Little (plus others) •Junior Achievement programs •Economic Entrepreneurship 	<ul style="list-style-type: none"> •Smithsonian Science Kits •Ashland Nature Center

Topic 1: Excellence and Equity

Accelerating Student Achievement

WHAT ARE WE DOING TO GET THERE

Current Practices

Level	Other Programs	Current Practices
Elementary	<ul style="list-style-type: none"> • Turnaround Schools • Positive Behavior Supports • DIBELS • MAP Interim Assessment program • Response to Intervention 	
Secondary	<ul style="list-style-type: none"> • Vision 2015 • Career and Technical Education <ul style="list-style-type: none"> • Agri-Science and Horticulture • Business Technology and Education • Family and Consumer Science • Design and Technology Pathways • Jobs for Delaware Graduates • BIE • Tech Prep • Positive Behavior Support • Performing and Visual Arts (Art, Music: Band, Chorus, Orchestra, Drama, Theatre, Media/TV) • Cultural Diversity • AVID • Fast Track 	<ul style="list-style-type: none"> • ELL • World Languages • Physical and Health Education (Wellness Centers) • Universal PSAT access • JROTC • Cambridge • Plato • MAP Interim Assessment program

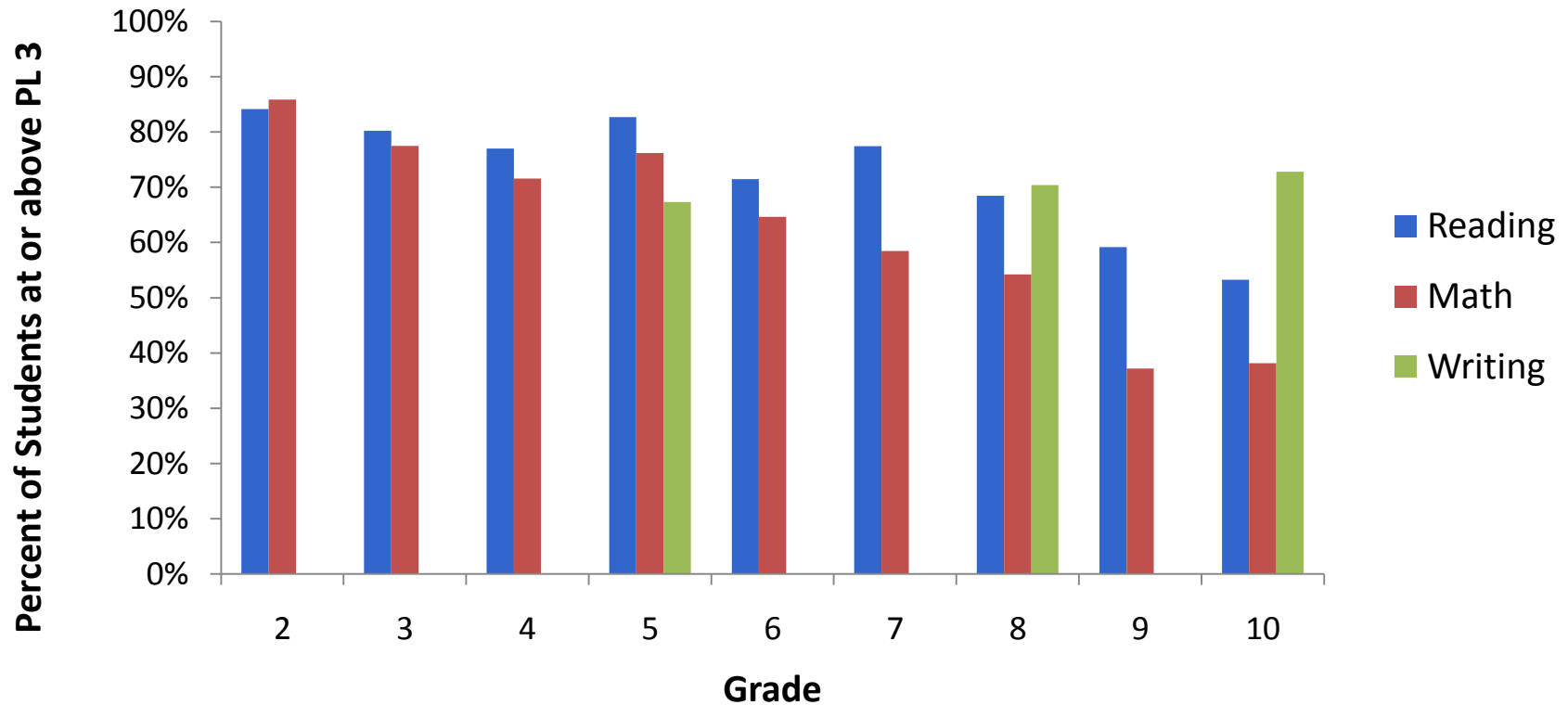
...Yet This Has Not Been Enough, Or Perhaps Too Much

Topic 1: Excellence and Equity

Accelerating Student Achievement

WHAT HAVE BEEN OUR RESULTS

Proficiency Rates on the 2009 Spring DSTP,
by Grade

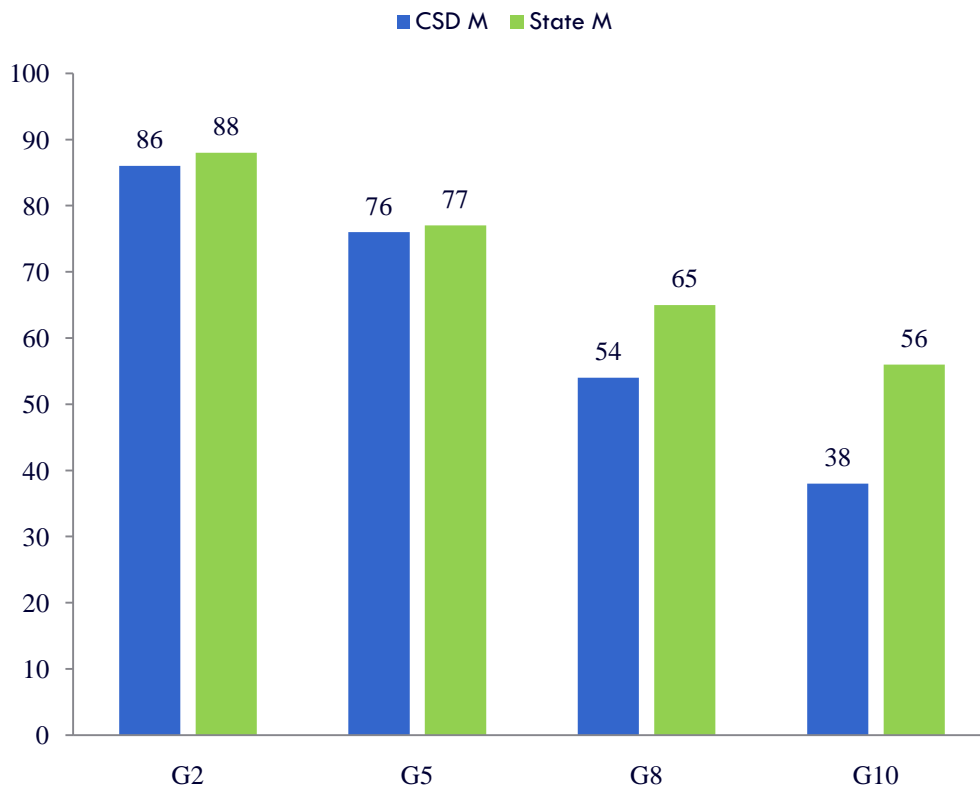


Topic 1: Excellence and Equity

Accelerating Student Achievement

WHAT HAVE BEEN OUR RESULTS

2009 DSTP Math



The chart is indicative of consistent patterns:

- ❖ Performance in the elementary grades is strong, with Christina's results on par with statewide outcomes
- ❖ Although there is a general decline throughout the state in grade 8, the decline is significantly steeper in Christina
- ❖ In grade 10, the gap between the state and Christina is nearly 20 points, and there is nearly a 50 point difference in performance between grades 2 and 10
- ❖ Although this is not longitudinal data, the results have been consistent in recent years.

Topic 1: Excellence and Equity

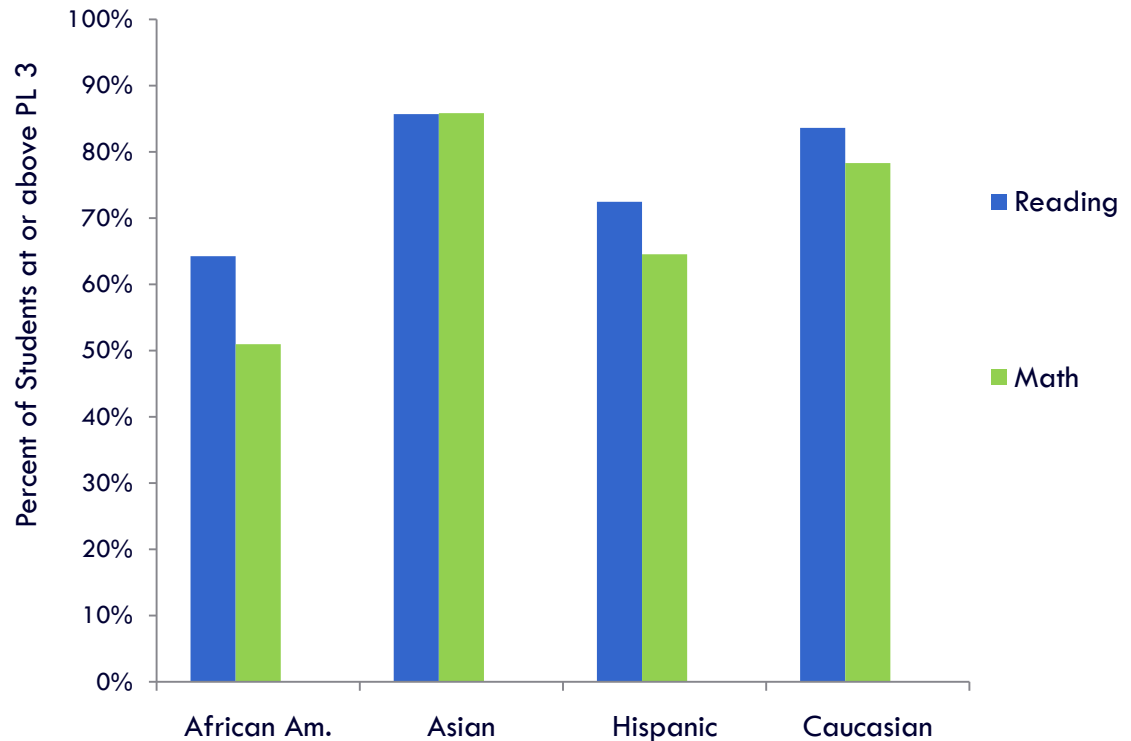
Accelerating Student Achievement

WHAT HAVE BEEN OUR RESULTS

OBSERVATIONS:

- ❖ In grade 2 the gap between African Americans and whites and Hispanics and whites is 14 and 3 points respectively in reading and 16 and 6 points in math.
- ❖ In grade 10 the gap between African Americans and whites and Hispanics and whites is 37 and 35 points respectively in reading and almost 40 and 33 points in math.

Proficiency Rates on the 2009 Spring DSTP, by Race/Ethnicity (all grades)

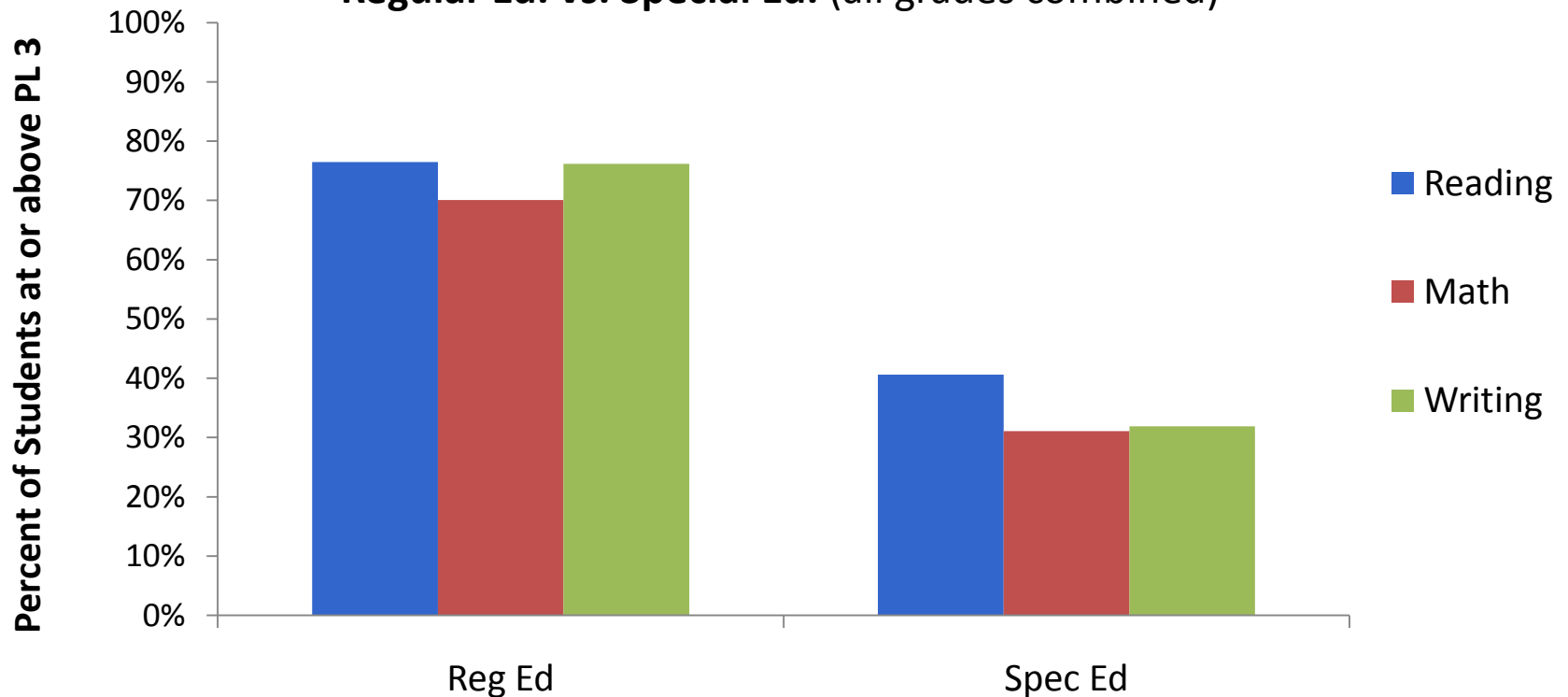


Topic 1: Excellence and Equity

Accelerating Student Achievement

WHAT HAVE BEEN OUR RESULTS

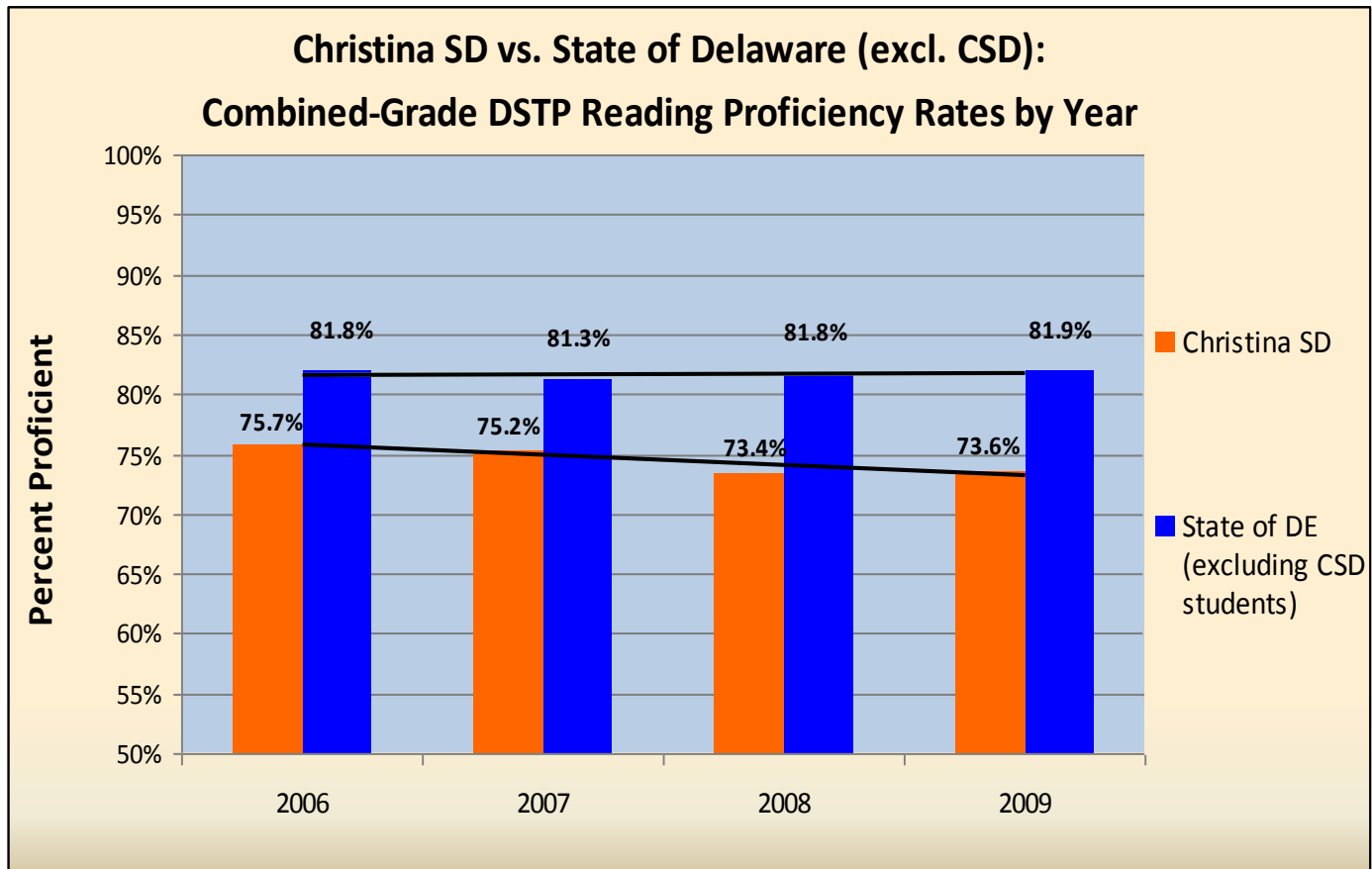
**Proficiency Rates on the 2009 Spring DSTP, by Subject:
Regular Ed. vs. Special Ed. (all grades combined)**



Topic 1: Excellence and Equity

Accelerating Student Achievement

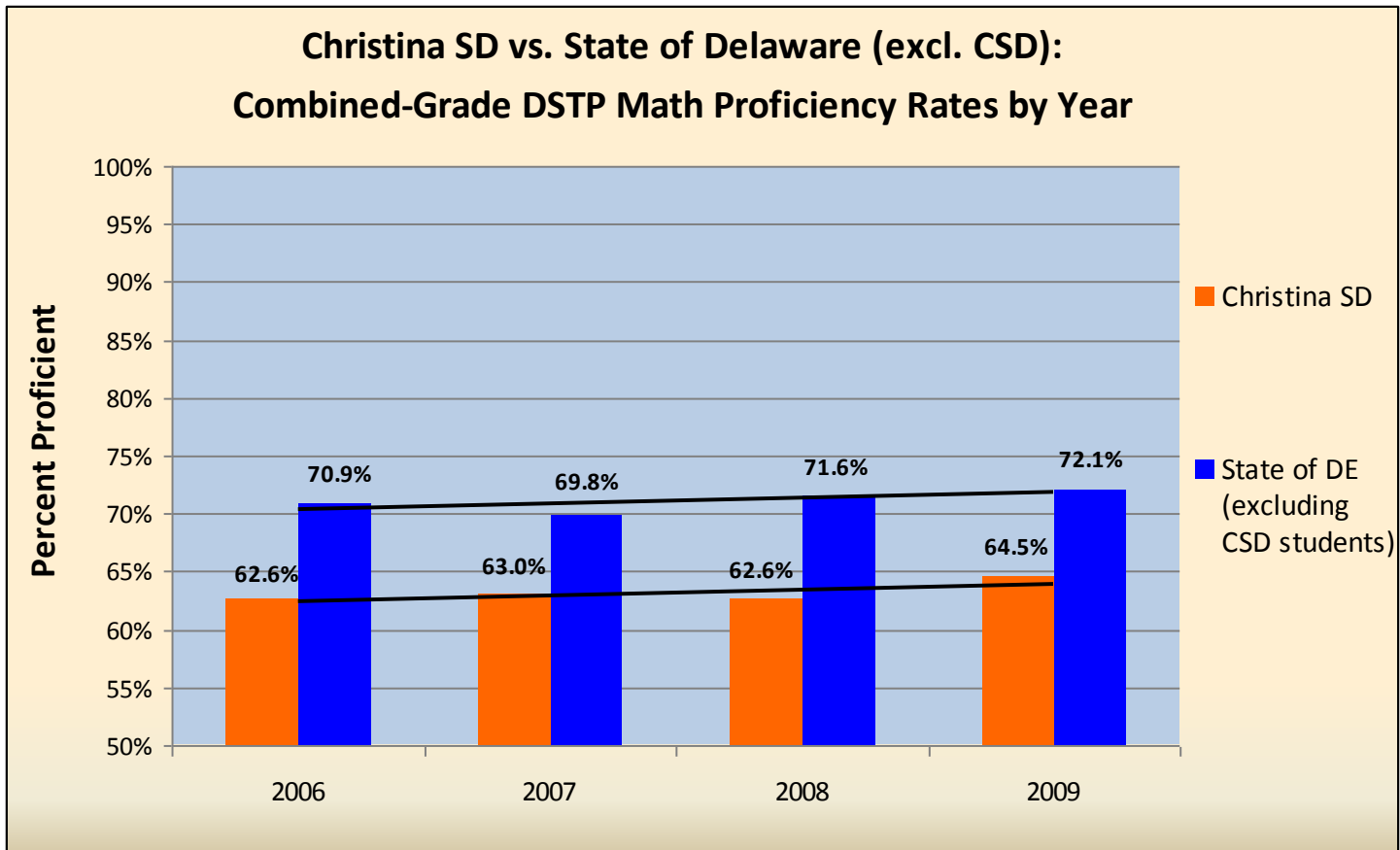
WHAT HAVE BEEN OUR RESULTS



Topic 1: Excellence and Equity

Accelerating Student Achievement

WHAT HAVE BEEN OUR RESULTS



Topic 1: Excellence and Equity

Accelerating Student Achievement

WHAT HAVE BEEN OUR RESULTS

Other Current Indicators

Graduation Rates 2008

Delaware 82.3%

Delaware Accountability Graduation Rate (NCLB) This rate takes the Delaware Graduation Rate NCES and includes students who transfer to an adult education program as a “drop-out”.

Christina 71.2%

Class of 2008 had 698 graduates

Graduation Rate for Christina students

African American
65.4%

Hispanic
58.2%

White
78.1%

Graduation Rate for Low Income students ~55% for Special Ed ~ 43%

Topic 1: Excellence and Equity

Accelerating Student Achievement

WHAT HAVE BEEN OUR RESULTS

Other Current Indicators

Drop Out Rates 2007 - 2008

Delaware 5.6%

New Castle County 5.8%

Christina 10.62%

2007 – 2008 470 students grades 9 – 12

Drop out rates for Christina students

African American
12.65%

Hispanic
14.8%

White
8.6%

Topic 1: Excellence and Equity

Accelerating Student Achievement

WHAT HAVE BEEN OUR RESULTS

Other Current Indicators

Outward Migration via School Choice

2008 - 2009 830 students choiced out of Christina to neighboring School Districts

225 selected Cab Calloway School of the Arts

80 selected Conrad Schools of Science

187 were 6th and 7th graders.

In May of 2008, 382 8th graders left Christina to attend VoTech

Migration in via School Choice

2008 – 2009 248 students choiced into Christina from other public schools.

135 were from Colonial

171 were in grades K - 5

Topic 1: Excellence and Equity

Accelerating Student Achievement

Please answer the following questions. You can use the back of your sheet if you need additional space.

1. What should “Excellence and Equity” look like *Everyday, for Every Child, in Every Class in three years in CSD?*
2. What things are currently working in CSD?
3. What things need to be improved to ensure “Excellence and Equity”?

Thank you!!

Christina Plan for Excellence 2010-2013

